

How to Read Your Quarterly

# INVESTMENT PLAN ACCOUNT STATEMENT

Revised April 2024



# HOW TO READ

## Your Quarterly Investment Plan Account Statement

Every quarter, your Florida Retirement System (FRS) Investment Plan Account Statement provides information you need to know about your retirement account. This guide shows you how to read the Statement and explains the information in each section.

The following pages show a sample Statement with circled numbers that correspond to an explanation.

Your Statement includes information about:

- Your current account balance (and how your account has changed during the quarter).
- The contributions made to your account (where they come from and how they're allocated).

Are you on track for retirement? Use your quarterly Statement as a gauge for measuring your financial future. Experts say you'll need 70% to 90% of your preretirement income to enjoy the lifestyle you had before retirement. But how do you save that kind of money for the future while managing today's expenses?

As an FRS member, you have access to the experts. Make sure you take advantage of the online ADVISOR SERVICE and MyFRS Financial Guidance Line for free, unbiased financial guidance. Your MyFRS Financial Guidance Program provides all the resources you need to monitor your investments and keep them on track with your retirement objectives.


### Questions?

**CALL** the toll-free MyFRS Financial Guidance Line  
**1-866-446-9377**, Option 2

or Telecommunications Relay Service (TRS) 711  
Monday through Friday, 8:00 a.m. to 6:00 p.m. ET.


**VISIT** [MyFRS.com](http://MyFRS.com)

The sample Statement presented in this document is for demonstration purposes only. The member information and plan features shown here do not represent your actual account and may not reflect the Statement you receive.



# SAMPLE Quarterly Investment Plan Account Statement

- Your Account Summary**  
A snapshot of your account, including opening balance, deposits, fees/expenses, withdrawals/distributions, gains/losses, closing balance, and the rate of return for the period.
- Contributions to the FRS Investment Plan**  
The percentage of your salary you and your employer contribute to your account.
- Your Investment Plan Contributions**  
The dollar value of the quarterly and yearly employee and employer contributions to your account.
- Will You Be Ready for Retirement?**  
The monthly income your current Investment Plan balance would provide over a lifetime. (This section will not show if your balance is less than \$10,000.)
- Your Account Balance by Source**  
The pie chart shows the contribution sources as a percentage of your total account. Your vested status is also listed.
- Vested Status**  
Your total vested (the amount you own) and non-vested balances. Your total years of FRS service are also listed.
- Your Beneficiaries**  
This section lists the beneficiary(ies) you have designated to receive your Investment Plan assets in the event of your death.



## Your 4th Quarter FRS Investment Plan Account Statement

JOHN DOE

Review your account online at [MyFRS.com](http://MyFRS.com)

**1 Your Account Summary**  
Activity from January 1, 2024 through March 31, 2024

Opening Balance	\$114,680.48
<b>Deposits</b>	
Investment Plan Employee	\$638.32
Investment Plan Employer	\$1,765.98
<b>Gains/Losses</b>	\$11,631.67
<b>Closing Balance</b>	\$128,716.45
<b>Your Rate of Return for the Period</b>	10.0%

**4 Will you be ready for retirement?**  
Your Investment Plan account balance would provide you with a lifetime monthly benefit of **\$799\***

Visit [MyFRS.com](http://MyFRS.com) or call the MyFRS Financial Guidance Line to learn more about available annuity options or to build a retirement plan.

\* This estimate assumes you are age 65 (or your current age if you are older) and that you selected a single life annuity with level payments and no additional features. It is not a guarantee.

**6 You become vested based on your years of service:**


Your Total Vested Balance	\$128,716.45
Your Non-Vested Balance	\$0
<b>Total FRS Years of Service</b>	18.60

**2 Contributions to the FRS Investment Plan**  
You receive regular FRS contributions – both your own and your employer’s contributions.

Your Employee Contributions	3.00% of salary*
Investment Plan Employer Contributions	8.30% of salary
<b>Total Investment Plan Contributions</b>	11.30% of salary

\*Salary is defined in Section 121.021(22), Florida Statutes.

**5 Your Account Balance by Source**  
Here’s more detail about your account balance by source:



	Amount	Vested
Investment Plan Employer	\$100,371.84	100%
Investment Plan Employee	\$28,344.61	100%
<b>Total</b>	<b>\$128,716.45</b>	

**7 Your Beneficiaries**

Beneficiary Name	Benefit Percentage	Relationship
<b>Primary</b>		
JANE DOE	50%	Spouse
JAMES DOE	25%	Son
JASON DOE	25%	Son

**3 Your Investment Plan Contributions**

	Quarter	YTD
<b>Employee</b>	\$638.32	\$2,139.41
<b>Employer</b>	\$1,765.98	\$5,046.95

**MyFRS Financial Guidance Line**  
1-866-446-9377, Option 2 (TRS 711) for free financial and retirement planning

**FRS Investment Plan Administrator**  
**Questions about the Quarterly Statement? Call 1-866-446-9377, Option 4 (TRS 711) between 8:00 a.m. and 6:00 p.m. ET, Monday through Friday, except holidays**

# SAMPLE Quarterly Investment Plan Account Statement

## 8 Your Investment Choices

The chart shows how your account is invested and how you have chosen to invest future contributions by fund.

## 9 Your Account by Asset Class

The pie chart shows your current asset class mix.


### 8 Your Investment Choices

This chart shows how your account is invested and how you have chosen to invest future contributions by fund. You may change your future investment fund choices at any time.

Fund	Asset Class	Balance	Investment Election
FRS Retirement Fund (2000)	Retirement Date	\$0	0%
FRS 2020 Retirement Date Fund (2020)	Retirement Date	\$0	0%
FRS 2025 Retirement Date Fund (2025)	Retirement Date	\$0	0%
FRS 2030 Retirement Date Fund (2030)	Retirement Date	\$0	0%
FRS 2035 Retirement Date Fund (2035)	Retirement Date	\$0	0%
FRS 2040 Retirement Date Fund (2040)	Retirement Date	\$102,376.59	100%
FRS 2045 Retirement Date Fund (2045)	Retirement Date	\$0	0%
FRS 2050 Retirement Date Fund (2050)	Retirement Date	\$0	0%
FRS 2055 Retirement Date Fund (2055)	Retirement Date	\$0	0%
FRS 2060 Retirement Date Fund (2060)	Retirement Date	\$0	0%
FRS 2065 Retirement Date Fund (2065)	Retirement Date	\$0	0%
FRS Inflation Sensitive Fund (300)	Inflation Protection	\$0	0%
FRS U.S. Bond Enhanced Index Fund (80)	Bond	\$0	0%
FRS Stable Value Fund (350)	Stable Value	\$0	0%
FRS Diversified Income Fund (310)	Bond	\$0	0%
FRS U.S. Stock Market Index Fund (120)	U.S. Stock	\$26,339.86	0%
FRS U.S. Stock Fund (340)	U.S. Stock	\$0	0%
FRS Foreign Stock Index Fund (200)	Foreign/Global Stock	\$0	0%
FRS Foreign Stock Fund (220)	Foreign/Global Stock	\$0	0%
FRS Global Stock Fund (210)	Foreign/Global Stock	\$0	0%
Self-Directed Brokerage Account	Self-Directed Brokerage	\$0	N/A
<b>Total</b>		<b>\$128,716.45</b>	<b>100%</b>

### 9 Your Account By Asset Class

The FRS offers a wide range of investment choices across major asset classes. Your current asset class mix is shown below:



- Retirement Date - 80%
- Inflation Protection - 0%
- Bond - 0%
- U.S. Stock - 20%
- Stable Value - 0%
- Foreign/Global Stock - 0%
- Self-Directed Brokerage - 0%

You should review your investments and asset allocation periodically to make sure they are appropriate for your situation. For more information about your account, to change how your account is invested, or to learn more about the Plan, visit [MyFRS.com](http://MyFRS.com) or call the MyFRS Financial Guidance Line at 1-866-446-9377, Option 2.

PAGE • 2
123456

## Questions?

**CALL** the toll-free MyFRS Financial Guidance Line at **1-866-446-9377**, Option 2, or Telecommunications Relay Service (TRS) 711 Monday through Friday, 8:00 a.m. to 6:00 p.m. ET.

**VISIT** [MyFRS.com](http://MyFRS.com)

# SAMPLE Quarterly Investment Plan Account Statement

## 10 Account Activity by Fund

Summary of your transactions by fund during the period, including opening balance, contributions, other deposits, payments, forfeitures/restorals, transfers, administrative fees, earnings, closing balance, closing units, and the closing price (NAV) per unit.

10

### Account Activity by Fund

The chart below shows your activity by fund for the period starting January 1, 2024 through March 31, 2024.

Fund	FRS 2040 Retirement Date Fund (2040)	FRS U.S. Stock Market Index Fund (120)	Total
Opening Balance	\$91,184.41	\$23,496.07	\$114,680.48
Contributions	\$2,404.30	\$0	\$2,404.30
Earnings	\$8,787.88	\$2,843.79	\$11,631.67
<b>Closing Balance</b>	<b>\$102,376.59</b>	<b>\$26,339.86</b>	<b>\$128,716.45</b>
Closing Units	5,537.179	320.086	0.000
Price (NAV) per Unit	18.488943	82.290092	0.000000

The FRS Investment Plan offers 20 investment funds that you can choose to diversify your retirement assets – 9 funds that are spread across five asset classes and 11 Retirement Date Funds that offer diversified investment allocation based on age and years to retirement. Financial planners recommend diversifying your total investment portfolio among different types of investment options. Taking into account your investments outside the Investment Plan, you may want to review your current investment allocations to be sure you have the right mix of investments for your retirement savings. To help you decide the mix of funds that are right for you which meet your unique needs and circumstances, call the MyFRS Financial Guidance Line at 1-866-446-9377, Option 2 (TRS 711), between 8:00 a.m. and 6:00 p.m. Eastern time, Monday through Friday, except holidays.

# SAMPLE Quarterly Investment Plan Account Statement

## 11 Plan Sponsor Message

Important information for you from the plan sponsor.

## 12 About Fees and Expenses

Summary of any fees or expenses you are required to pay (for example, inactive member fees).

## 13 You Have Resources to Help

Information about your resources through MyFRS.com, the MyFRS Financial Guidance Line, and the FRS Investment Plan Administrator.

11

### Plan Sponsor Message

Get help before making any investment decisions. Call the MyFRS Financial Guidance Line at 1-866-446-9377, Option 2, for free objective guidance on what funds best fit your needs and risk tolerance. Log in to MyFRS.com to review your account, FAQs and funds' risks and fees. Use these phone and online resources to make transfers, subject to transfer restrictions. **THE FRS MAY REVERSE ELECTIONS OR TRANSACTIONS THAT ARE INCONSISTENT WITH FLORIDA STATUTES WITHOUT LIMITATION OR PRIOR NOTICE.**

12

### About Fees and Expenses

On an annual basis you should review the total investment fees that you pay on all your investment options. If you need help calculating the total fees, call the MyFRS Financial Guidance Line at 1-866-446-9377, Option 2.

13

### You Have Resources to Help

The **MyFRS.com** website is a great place to start. This is where you can:

- See the details of your account.
- Choose your investments.
- Transfer funds.
- Find details on your investment choices.
- Request a distribution.
- Learn about the Plan.

The **MyFRS Financial Guidance Line** (at 1-866-446-9377, Option 2) will provide you with guidance on the funds that may best fit your needs.

The **FRS Investment Plan Administrator** (at 1-866-446-9377, Option 4) can answer questions you have about the Plan and help you make transactions.



Florida Retirement System

123456  
JOHN DOE  
123 MAIN STREET  
ORLANDO, FL 34567